

City of West Sacramento and Yolo County Office of Education

Yolo Quality Counts Dashboard

“The partnership between the City of West Sacramento and Yolo County Office of Education is critical. Without it, we could not do the work we are doing on behalf of our children and families. We definitely could not do it as extensively or with this high of quality.”
 — Yolo Quality Counts key stakeholder

Project Description | To increase the quality of early childhood education settings and help prepare children for school, the City of West Sacramento and the Yolo County Office of Education (YCOE) partnered to implement the Yolo Quality Counts (Quality Counts) program. Quality Counts uses the Quality Rating Improvement System (QRIS) approach to improve the quality of family child care home programs and child care centers. With funding from First 5 California and the California Department of Education, Quality Counts offers supports such as training, monetary stipends, and one-on-one coaching that aim to help providers improve quality early childhood programs.

Evaluation Description | The City of West Sacramento and YCOE worked with Harder+Company Community Research to evaluate Quality Counts. This dashboard provides data about the characteristics of child care providers participating in Quality Counts; how participating providers have benefited from the Quality Counts resources; and how program quality has improved as a result.



SITE CHARACTERISTICS

The Yolo Quality Counts program served 73 child care provider sites in the 2018-2019 fiscal year, exceeding their target of 69 sites per year. The types of early learning settings served by Yolo Quality Counts has remained similar across the past few years, with center-based care settings making up the majority of sites followed by family child care homes. In 2018-19, Yolo Quality Counts sites served over two thousand children including over 1,500 preschool age children and 400 infants and toddlers. To meet the diverse needs of the children in their care, over three-quarters of Quality Counts sites reported they provide instruction in English and another language.

Number of participating sites



FY 2016-2017

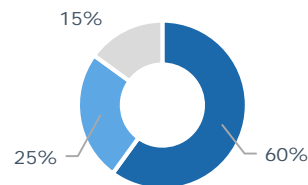


FY 2017-2018

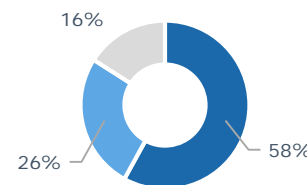


FY 2018-2019

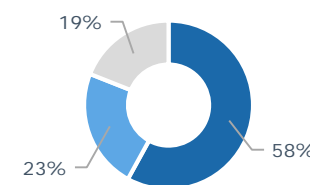
Type of site



FY 2016-2017




FY 2017-2018



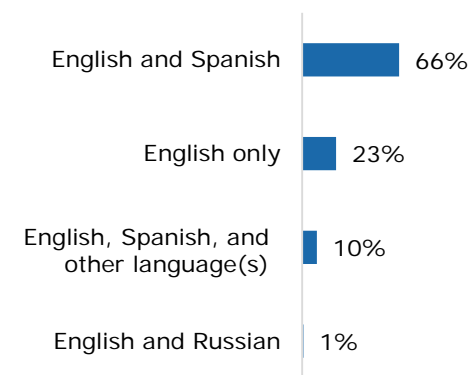
FY 2018-2019

◆ Center-based care ◆ Family child care home ◆ Other

Children served in 2018-19



Languages used at the sites

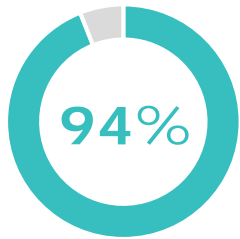




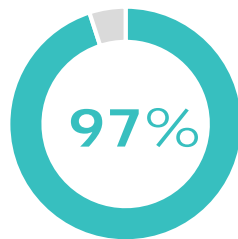
PROVIDER EXPERIENCE

The vast majority of child care providers indicated they know more about child care quality requirements a result of participating in the program. Participating providers agreed they had a greater understanding of topics such as the assessment tools (e.g., CLASS, ECERS, DRDP), class ratio and group size requirements, and educational requirements for lead teachers. The majority of child care providers also indicated they found the services offered by the Yolo County Quality Counts program (e.g., one-on-one coaching and classroom support) helpful to improve their program's quality.

Nearly all providers agreed they **know more about the CLASS** as a result of participating in Yolo Quality Counts:



Nearly all providers found the Yolo Quality Counts **one-on-one coaching helpful** to improving their program's quality:



"I didn't realize the pride or **self-accomplishment that would come from being certified** as a quality program. I always thought of us as being a quality program, but then to have the city and the County both agree with that makes me feel really proud."

— Yolo Quality Counts child care provider

"The teachers are revitalized [after participating in Yolo Quality Counts]. They have **new strategies**, they are having **new successes**, the children are happy, and the parents seem really pleased."

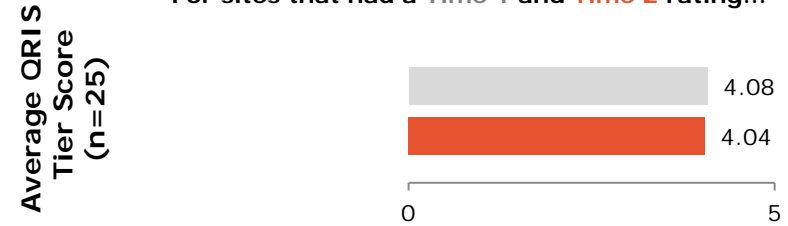
— Yolo Quality Counts coach



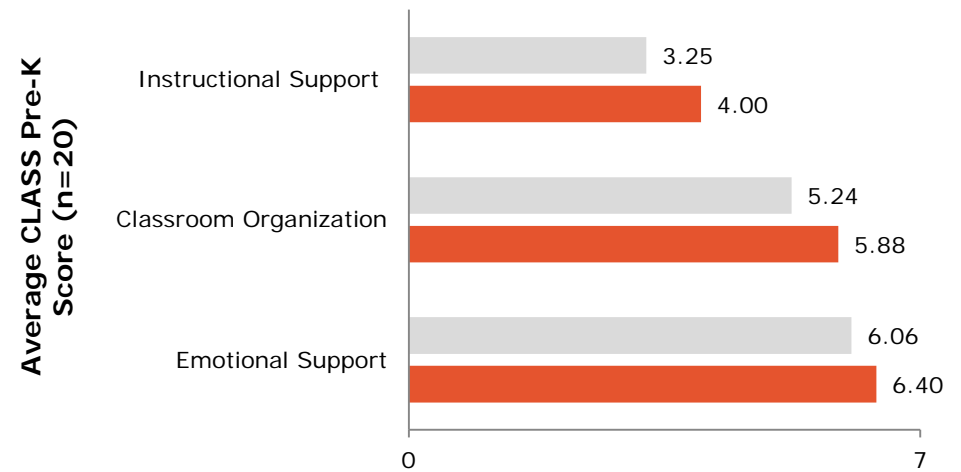
ASSESSMENT DATA

QRIS assessment scores demonstrated that classrooms participating in Yolo Quality Counts were high quality by their second rating: the average QRIS tier score was above a 4 (QRIS tier scores of a 4 or 5 are considered high quality); average scores in all three CLASS domains were above the quality score threshold (3 for instructional support, 5 for classroom organization, and 5 for emotional support); and the average overall ECERS score at Time 2 met the quality threshold of 5.

For sites that had a Time 1 and Time 2 rating...



For sessions that had a Time 1 and Time 2 rating...



For sessions that had a Time 1 and Time 2 rating...

