

February 2021



Child Care Community Forum

2020 Yolo County Local Child Care Planning Council Needs Assessment

Agenda

- Welcome and introductions
- Review findings from child care needs assessment
- Break
- Small group discussion
- Report back
- Wrap up and next steps



Secondary
Data Collection



Child Care Provider
Survey (n=129)



*Next...findings
from this forum!*

Considerations



Availability of secondary indicator data



Lagging indicators



Impact of COVID-19 on child care providers



Difficult to count number of license-exempt child care providers

*It's a lot of data!
Supplementary
data at end of
presentation*

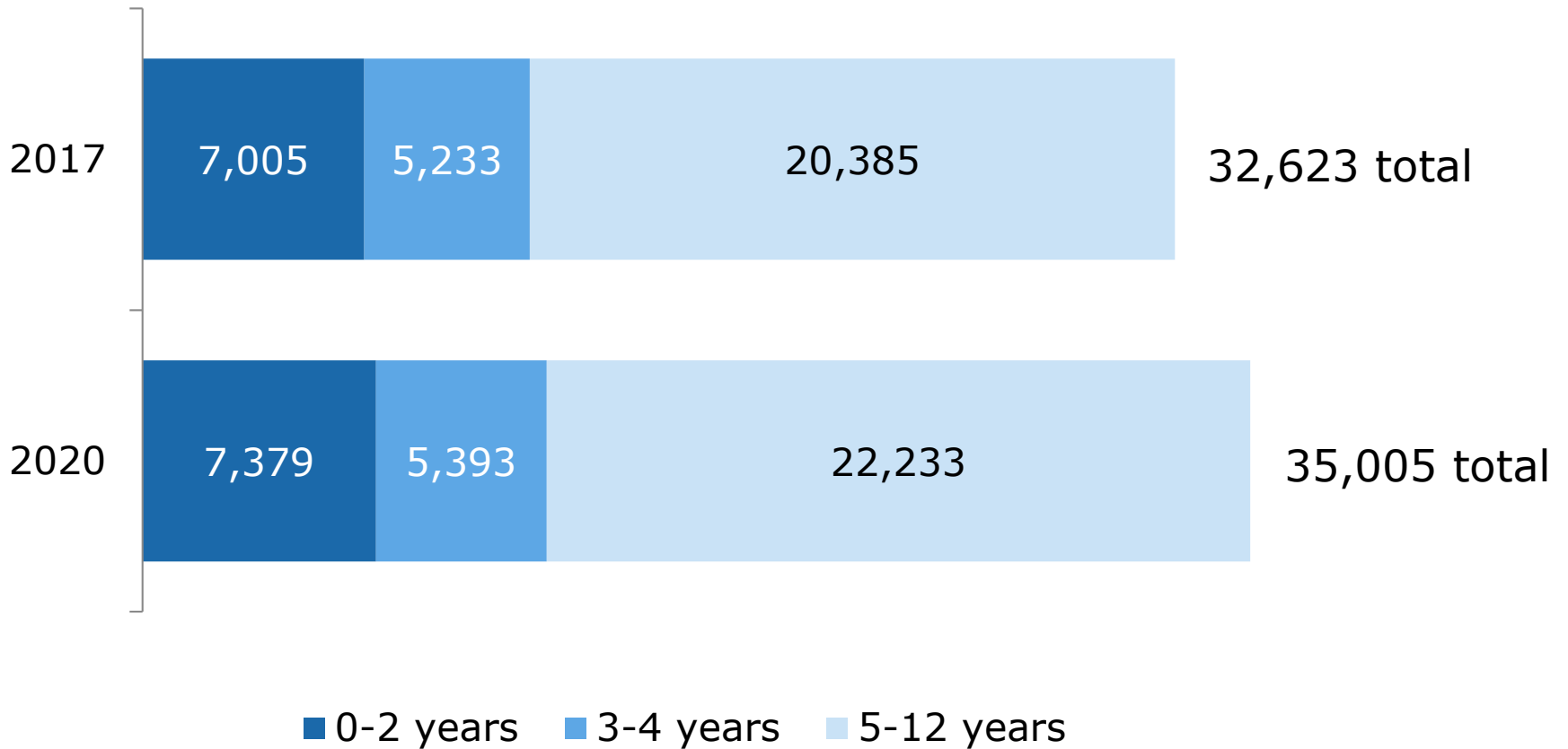
A photograph of a woman and two young girls sitting at a table, playing with various toys. The woman is on the right, looking down at the toys. The two girls are on the left, also looking at the toys. The scene is set in a brightly lit room with a window in the background. The entire image has a blue tint.

FINDINGS

Child and Family Characteristics

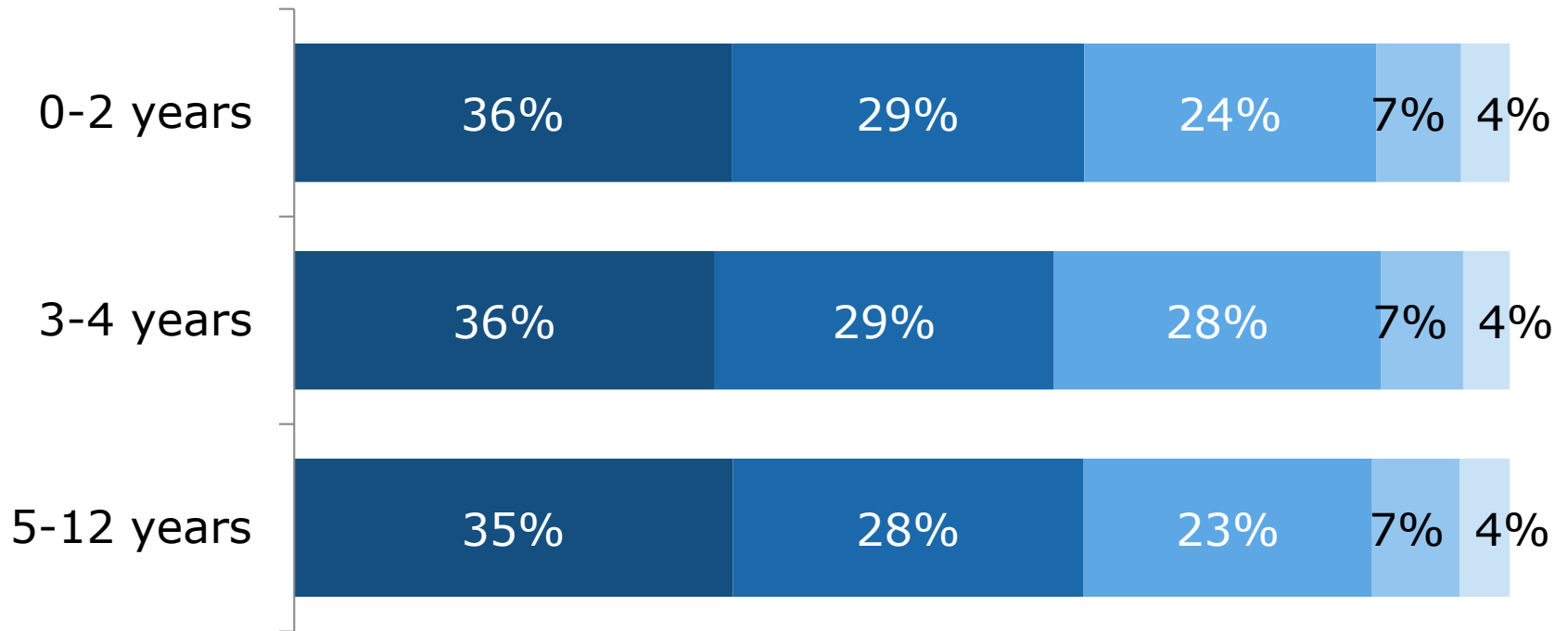
Child Population

Child Population, Yolo County



Child Population

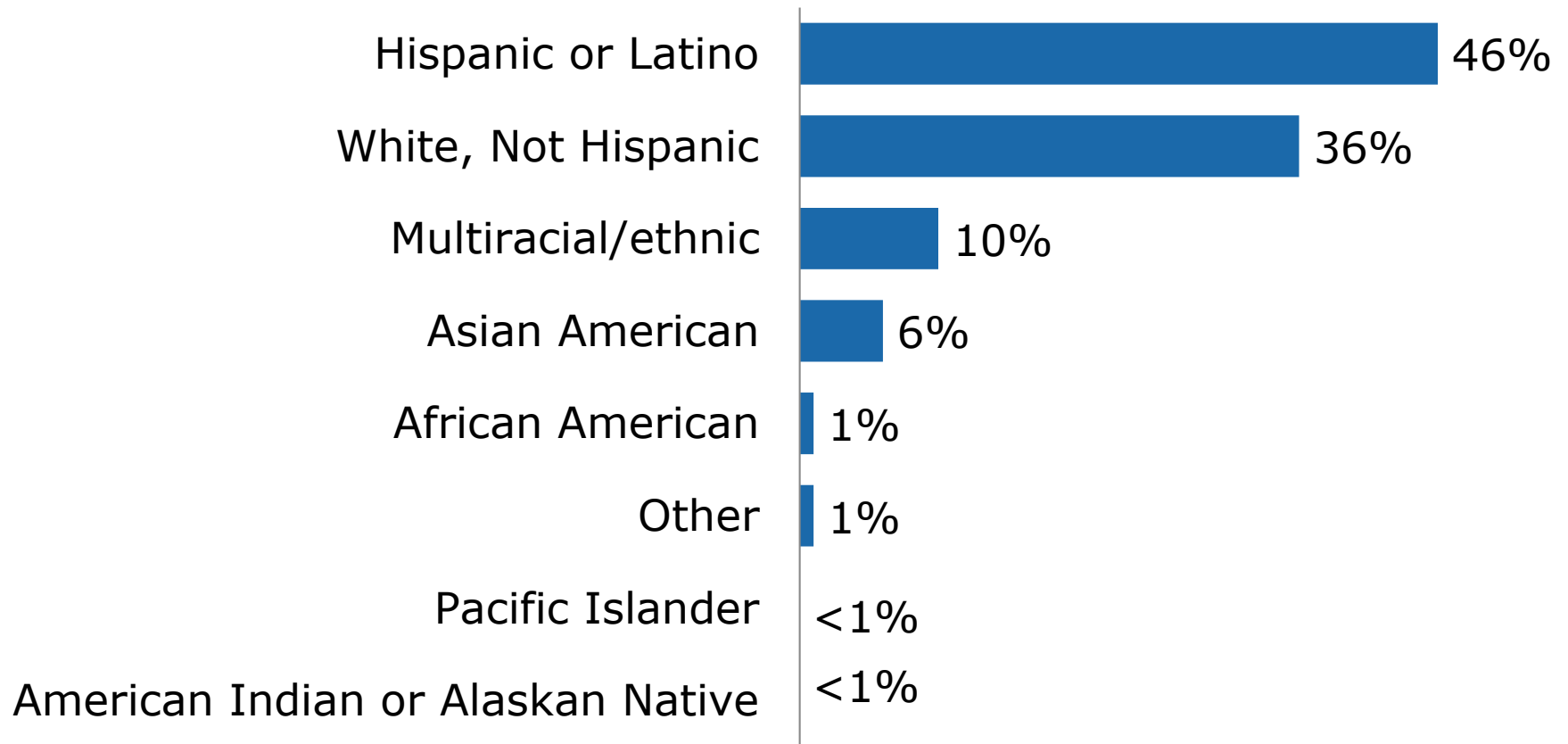
Child Population by Age and City



■ Davis ■ Woodland ■ West Sacramento ■ Rural Yolo ■ Winters

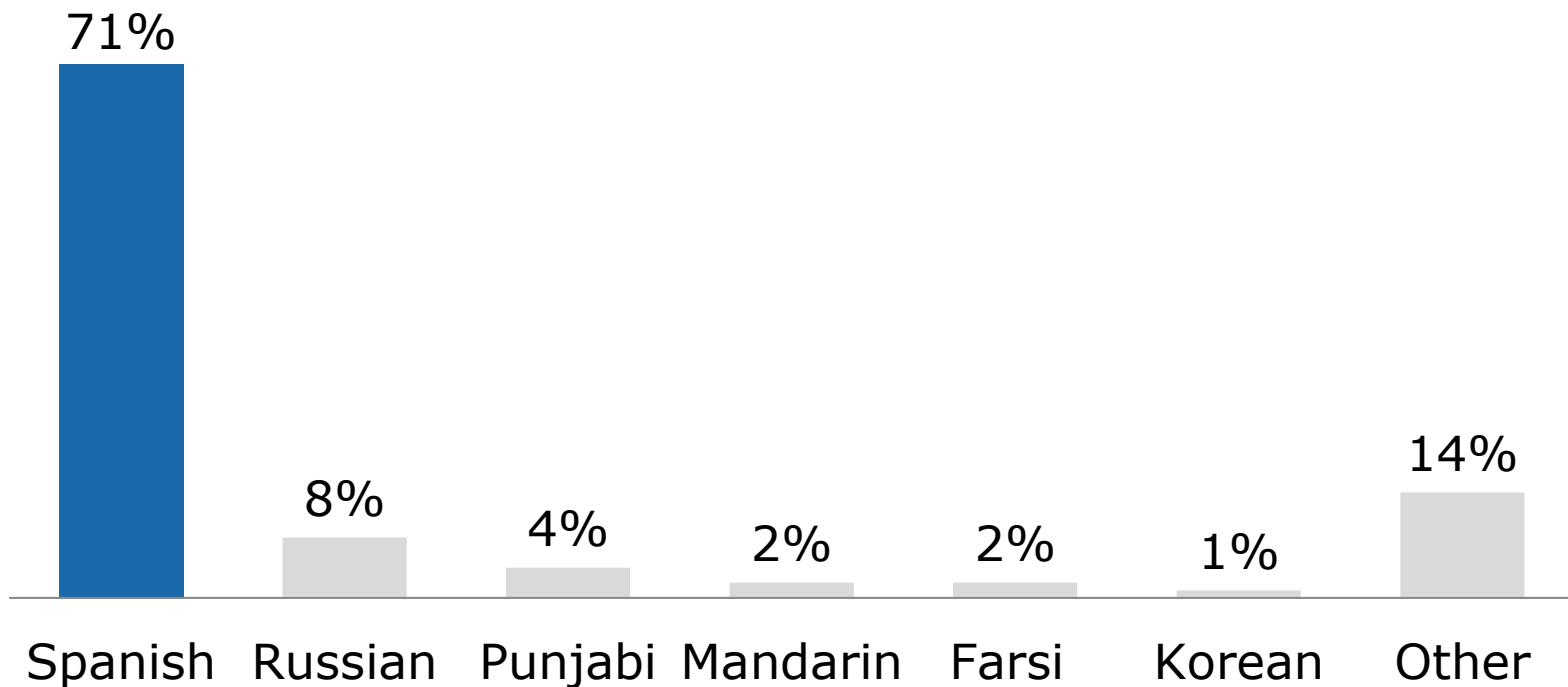
Child Population

Child Race and Ethnicity (n=34,063)



Child Language

Primary Language of Dual Language Learners (n=5,405)



Family Income Level

Children Living At or Below the Federal Poverty Level

17%

Children Living At or Below 85% State Median Income

57%

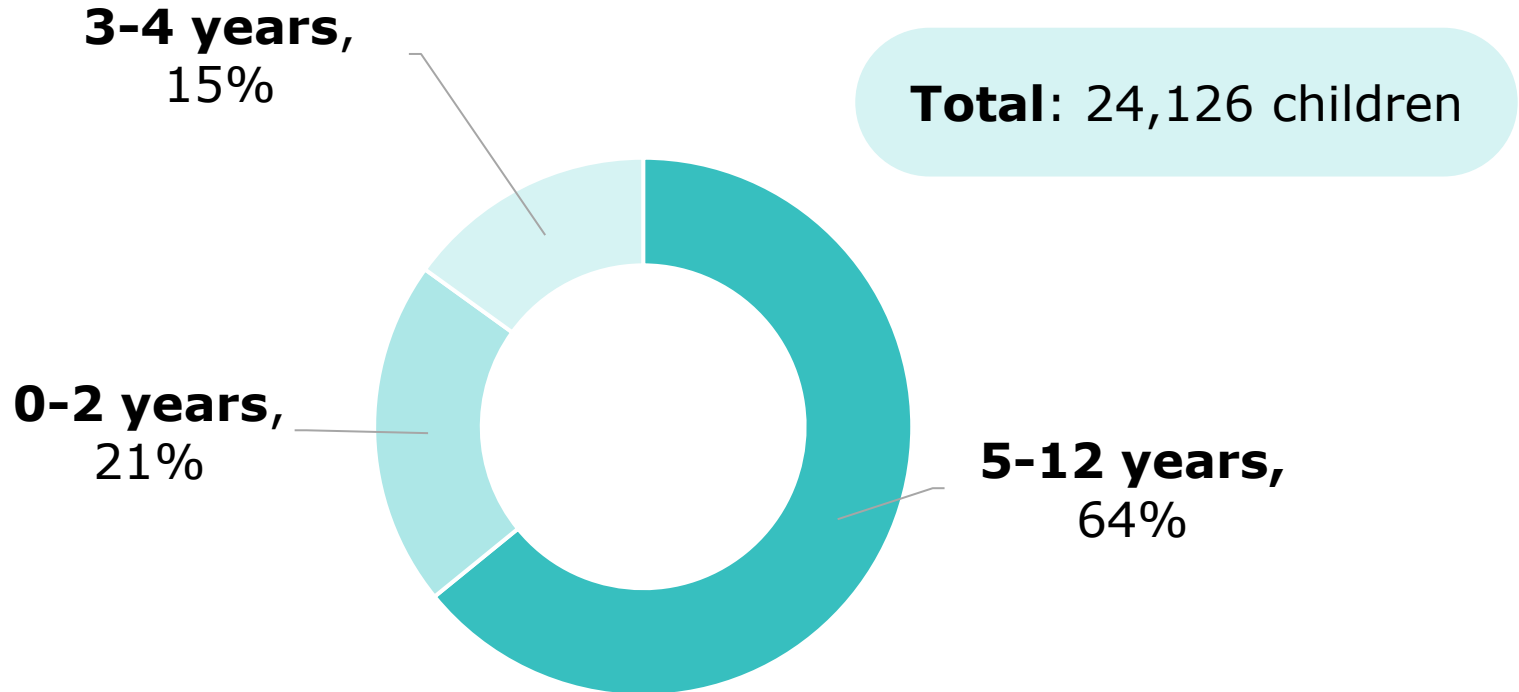


FINDINGS

Child Care Demand

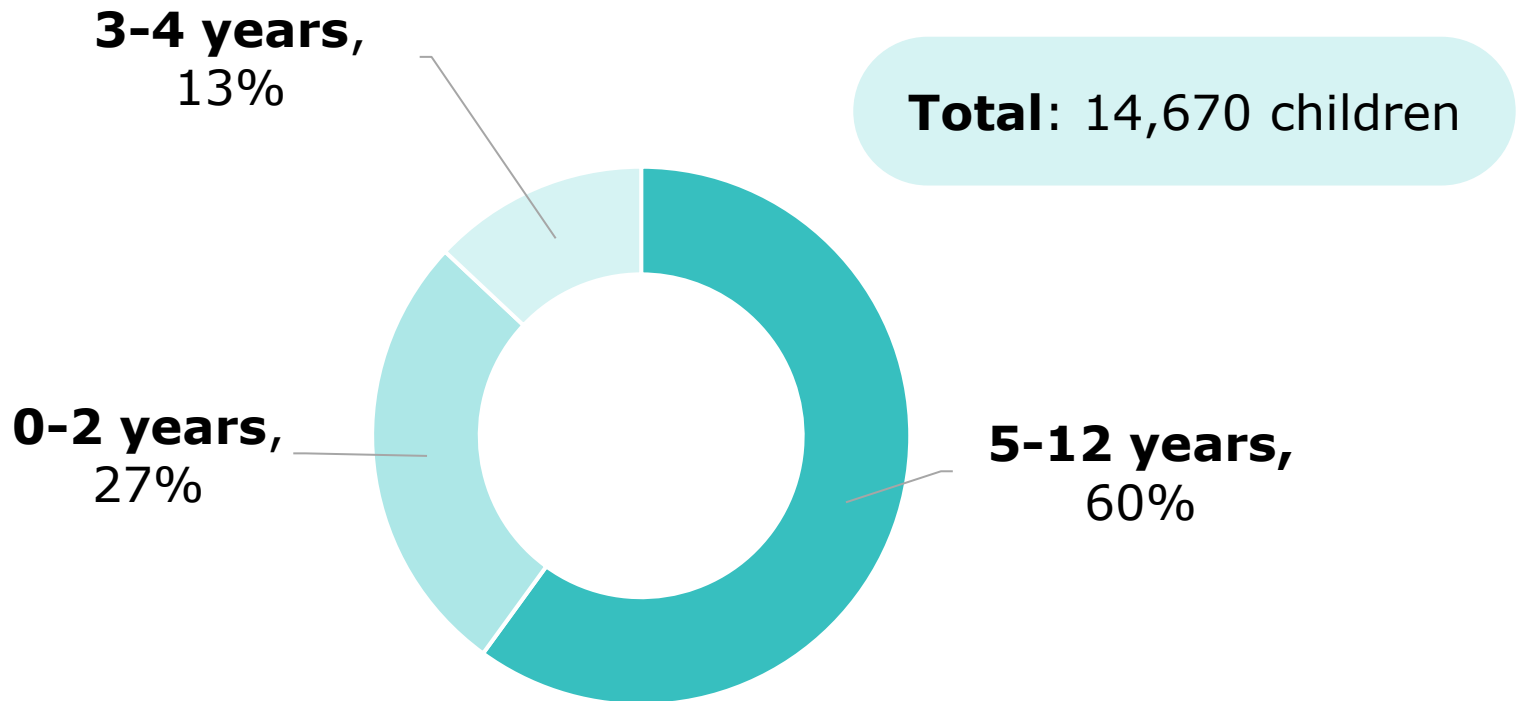
Parents in Workforce

*Percent of Children With **All Parents in the Workforce**
in Yolo County by Age Group*



Parents in Workforce

*Percent of Children With All Parents in the Workforce
At or Below 85% State Median Income, by Age Group*



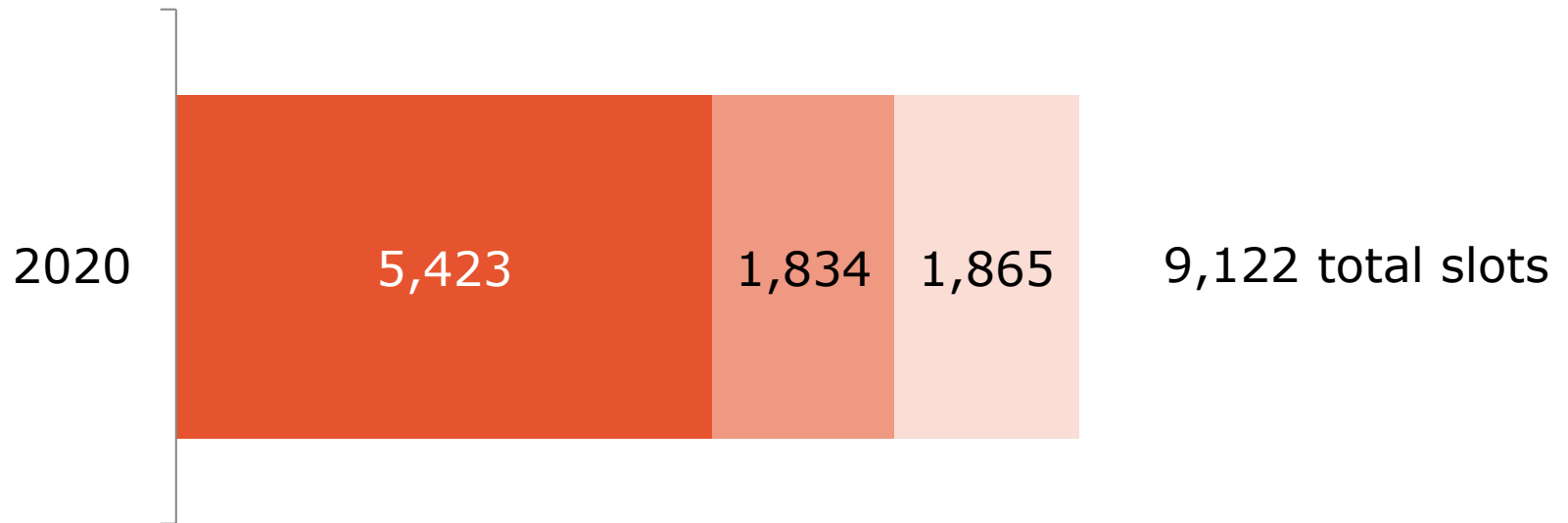
A photograph of three young children sitting on the floor, looking at a large book. The child in the center is holding the book open. The child on the left is looking down at their hands. The child on the right is looking at the book. The image has a warm, orange-red tint.

FINDINGS

Child Care Capacity

Child Care Capacity

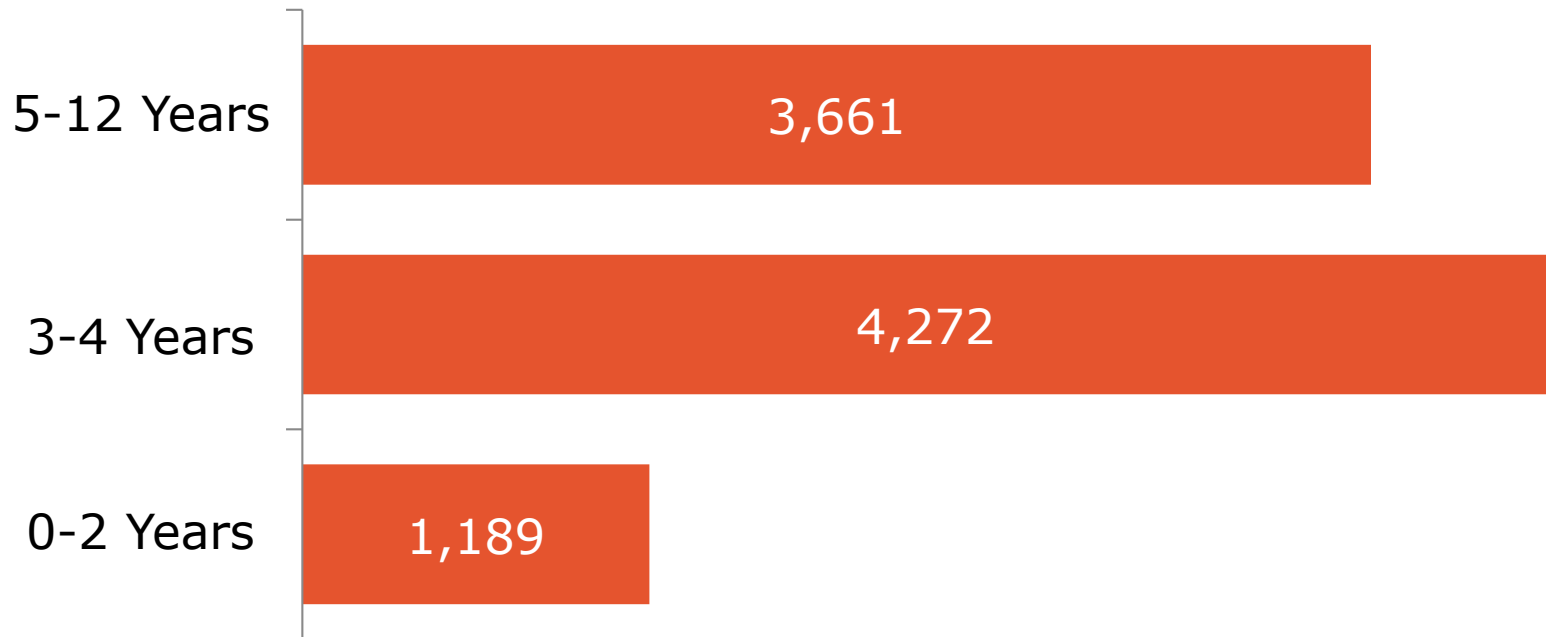
Child Care Spaces in Yolo County by Type of Care



■ Licensed Centers ■ Licensed Family Homes ■ License-Exempt

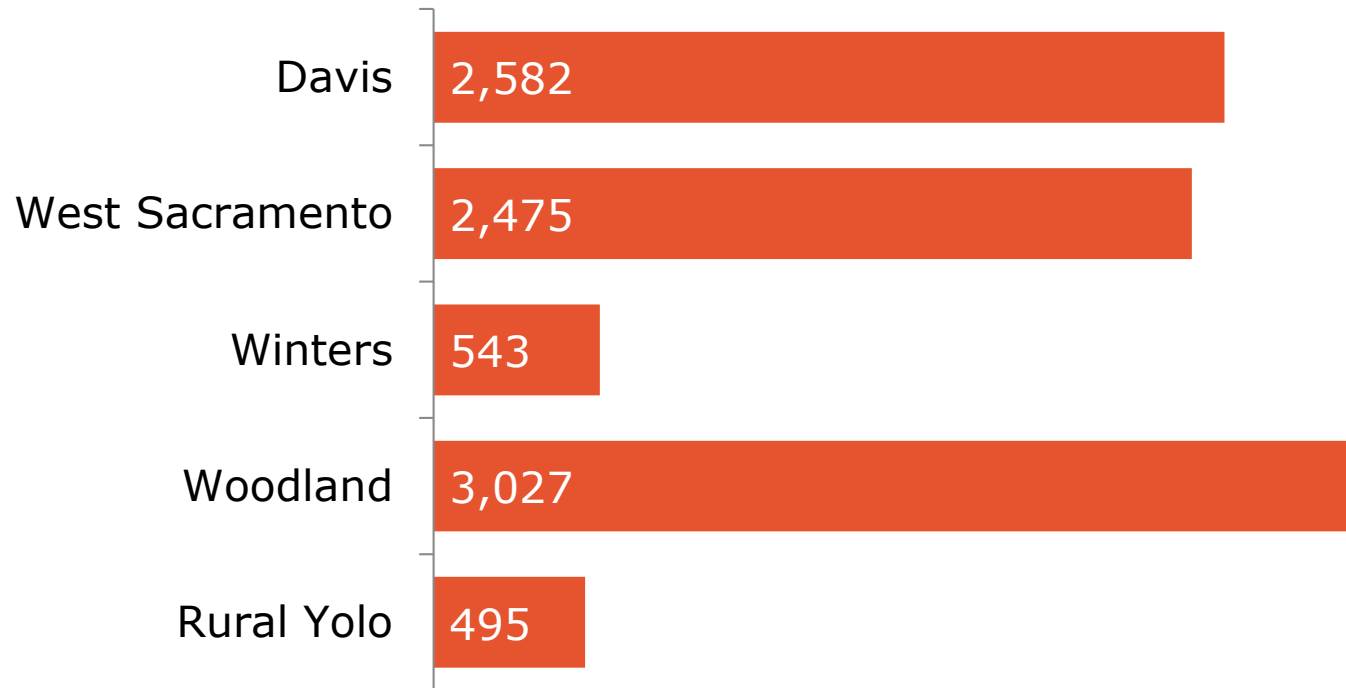
Child Care Capacity

*Child Care Capacity in Yolo County,
by Age Group*



Child Care Capacity

*Child Care Capacity in Yolo County,
By Geography*



Subsidized Child Care

Children Served in Subsidized Child Care in Yolo County

	Yolo County
Full-Day Center	278
State Preschool	996
Migrant	80
Alternative Payment	134
CalWORKs Stage 1	264
CalWORKs Stage 2	214
CalWORKs Stage 3	197
Head Start/Early Head Start	645
Other	1,209
Total	4,017



FINDINGS

Child Care Costs

Child Care Costs

Average annual cost for an infant and preschool age child:

Licensed Center
(full time) | **\$36,712**

Licensed Family
Home (full time) | **\$25,116**


A blue-tinted photograph showing children engaged in a craft activity. They are using markers to draw on a piece of paper that has several leaves pinned to it. The scene is set on a table with various art supplies like markers and scissors scattered around. The overall mood is creative and educational.

FINDINGS

Unmet Needs

Unmet Child Care Needs

*Child Care Needs for **Working Parents** in Yolo County*



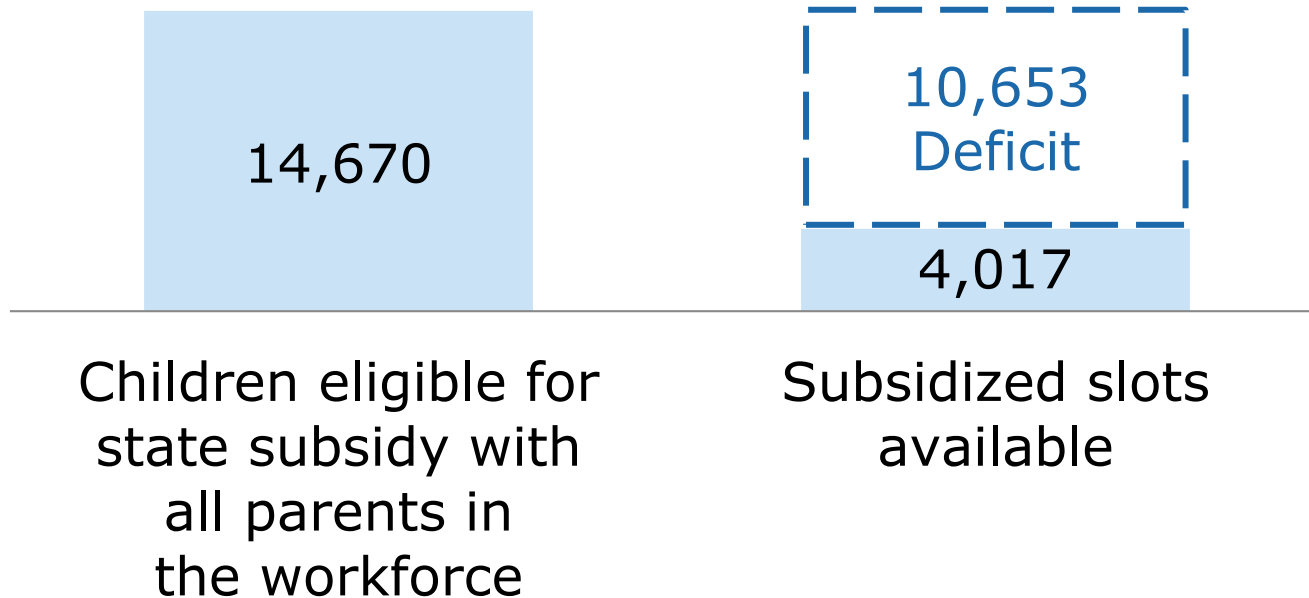
Unmet Child Care Needs

*Full-Time Child Care Needs for **Working Parents**, by Age Group and City*

	0-2 years	3-4 years	5-12 years	Total
Davis	-1,572	299	-4,833	-6,106
West Sacramento	-756	53	-2,557	-3,260
Winters	-170	84	-451	-537
Woodland	-1,058	199	-3,116	-3,975
Rural Yolo	-278	5	-853	-1,126
			Deficit of	15,004

Unmet Child Care Needs

*Child Care Needs for **Working Parents Eligible for State Subsidy** in Yolo County*



Unmet Child Care Needs

*Full-Time Child Care Needs for **Working Parents Eligible for State Subsidy**, by Age Group and City*

	0-2 years	3-4 years	5-12 years	Total
Davis	-1,084	-223	-2,814	-4,143
West Sacramento	-763	99	-1,841	-2,573
Winters	-163	18	-378	-527
Woodland	-778	123	-2,126	-2,879
Rural Yolo	-207	110	-622	-747
			Deficit of	10,653

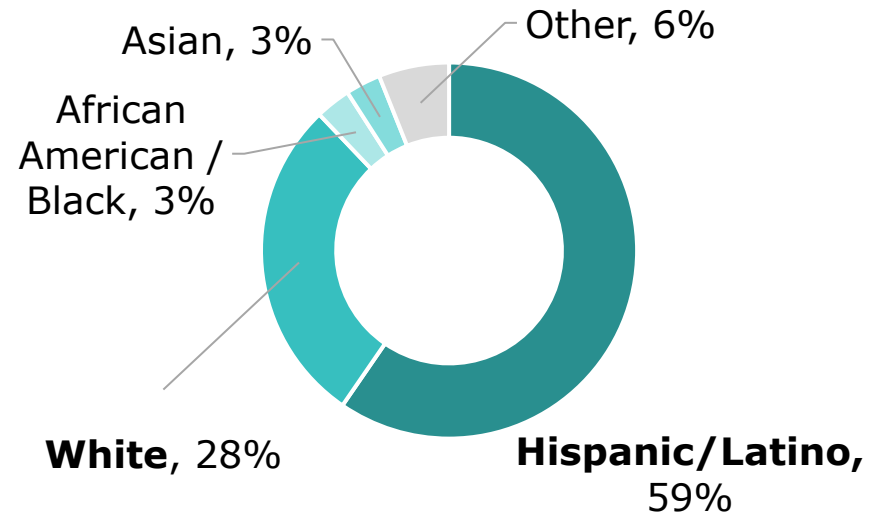
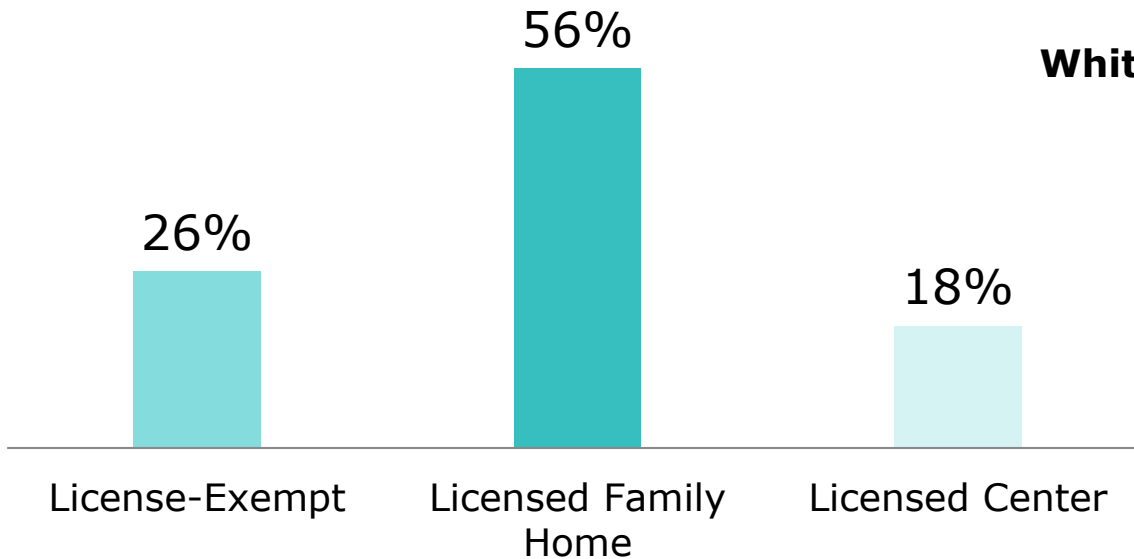


FINDINGS

Provider Demographics

Provider Demographics

60% of providers between ages 35-54



Majority identified as 

COVID Impacts: Top 5 Challenges



Loss of revenue



Obtaining needed supplies and PPE



Families unable to afford resending their child(ren)



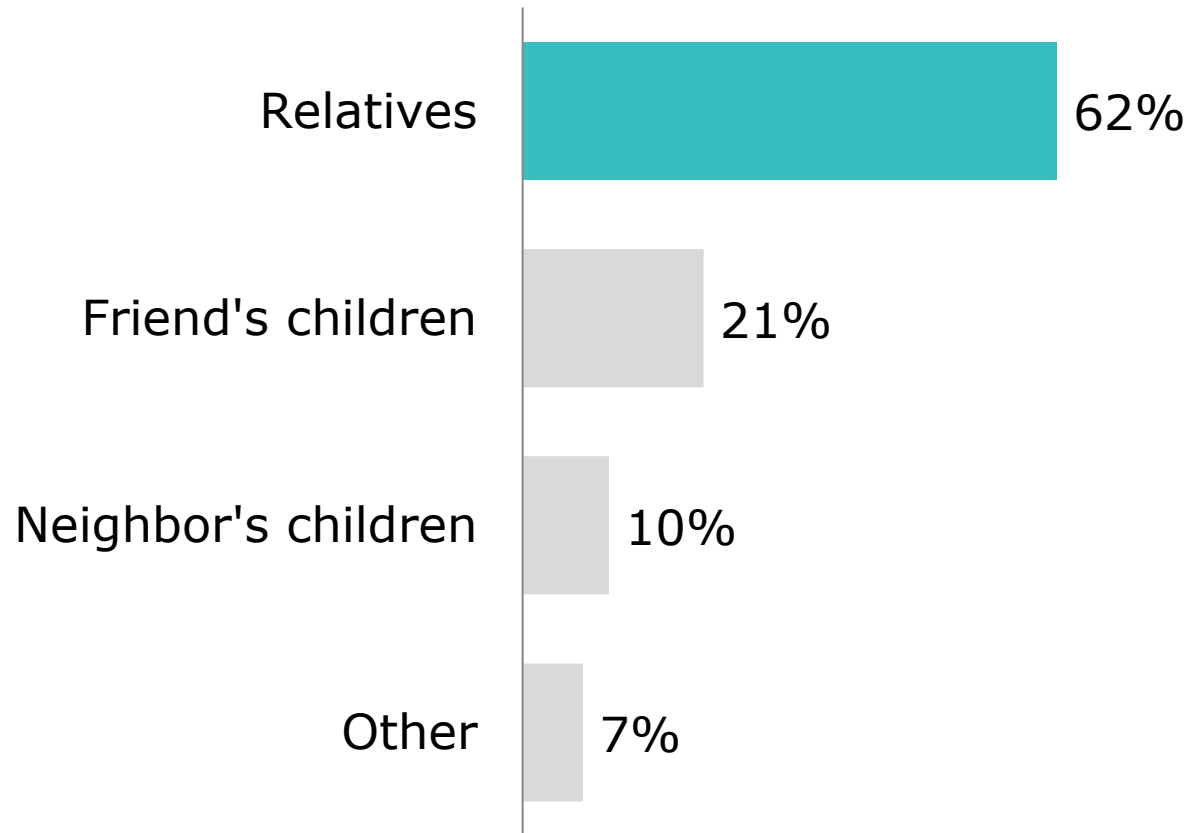
Laid off staff or changed staff hours



Families not comfortable resending their child(ren)

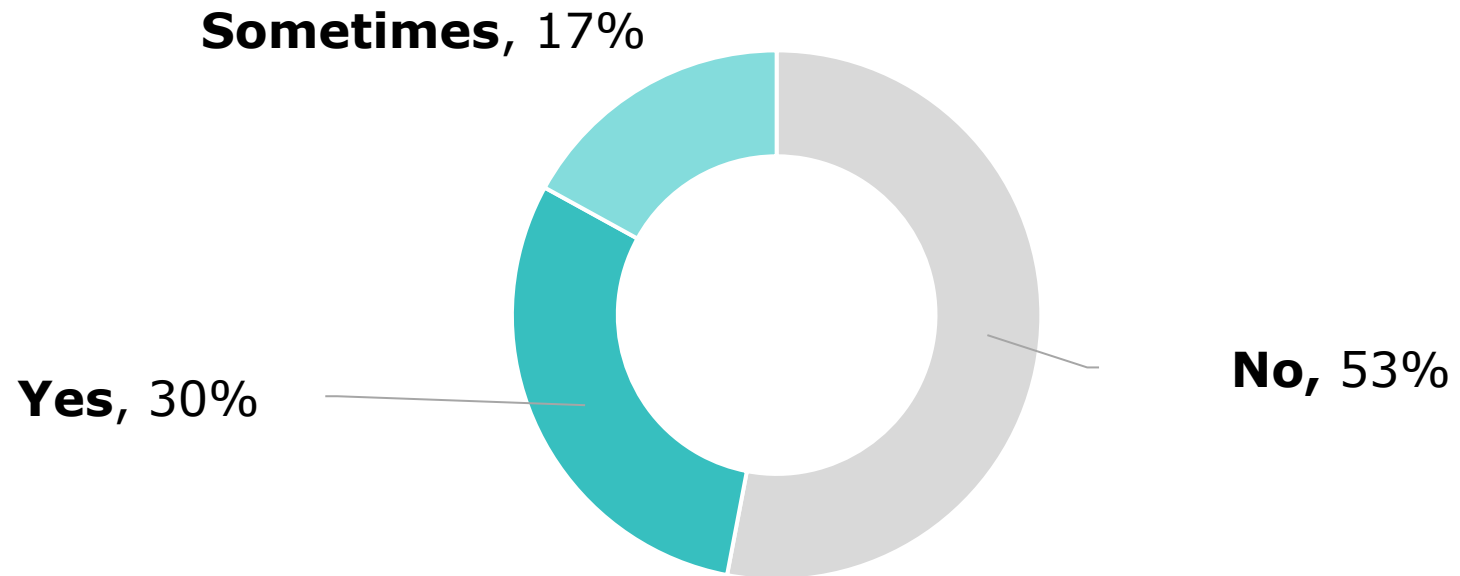
Family, Friend, and Neighbor Providers

What is the providers relationship to child(ren) cared for?



Family, Friend, and Neighbor Providers

Are providers being paid for providing child care?



Family, Friend, and Neighbor Providers

Top 5 Challenges



Addressing challenging behaviors



Long or irregular work hours



Not enough space for child(ren) to play



Serving dual language learners



Understanding child development

Family, Friend, and Neighbor Providers

*Top 3 Topics
providers would like more information about*



CPR and/or first aid
training



Age-appropriate
activities



Health and
nutrition

Questions?

**Let's take a brief
break!**

Small Group Break-Out

Discussion Questions

- What stands out to you? Were any of the findings surprising?
- What is missing from this story? What context might help to explain the findings?
- What ongoing work in the county needs support? How might this data inform strategies in the future?



Discussion Questions

- What stands out to you? Were any of the findings surprising?
- What is missing from this story? What context might help to explain the findings?
- What ongoing work in the county needs support? How might this data inform strategies in the future?



Discussion Questions

- What stands out to you? Were any of the findings surprising?
- What is missing from this story? What context might help to explain the findings?
- What ongoing work in the county needs support? How might this data inform strategies in the future?



Small Group Share-Back



Next Steps

Next Steps

- LPC to review notes from this session to identify strategies for future work
 - Develop communications and workplan (e.g., FFN supports available as needed)
- Strengthen and promote COVID relief work
 - Vaccine access, revenue aid, and local agency supports
- Stay tuned for opportunities for future engagement especially around strategy planning and implementation

Acknowledgments

Local Child Care Planning Council

- Advisory Group: Gina Daleiden, Shannon McClarin, Kari Roberts, and Kim Relph-Smith

Yolo County Office of Education

- Gail Nadal and Kathleen Glassman

Children's Home Society

- For ample data and survey distribution assistance: Kristy Weber

Yolo County Children's Alliance

- Tanya Kiz

Rise Inc.

- Tico Zendejas and Leticia Flores

California Department of Education

- Karissa Lujan

Special Education Local Plan Area

- Lisa Young

Alta California Regional Center

- Lori Banales

Yolo Crisis Nursery

- Heather Sleuter

University of California, Davis

- Marla Dolcini

First 5 Yolo

- Fawn Montagna



Thank you

A photograph of a woman and two young girls sitting at a table, playing with various toys. The woman is on the right, looking down at the toys. The two girls are on the left, also looking at the toys. The scene is set in a brightly lit room, possibly a playroom or a classroom. The image has a blue tint.

SUPPLEMENTAL DATA

Child and Family Characteristics

Child Special Needs

Children with an IFSP/IEP in Yolo County, by Age Group

	# of Children in Yolo County
0-2 Years Old (IFSP)	148
3-4 Years Old (IEP)	337
5-12 Years Old (IEP)	2,304
Total	2,798

Child Protective Services

Children Served in Child Protective Services (CPS) in Yolo County, by Age Group

	Total # of Children in Open Child Welfare Cases	# of Children in CPS System Referred for Child Care
0-2 Years Old	120	10
3-4 Years Old	89	4
5-12 Years Old	372	3
Total	581	17

*Number of Children in Families Receiving CalWORKS
by Age and Stage*

	Stage 1	Stage 2	Stage 3
0-2 Years Old	24	90	22
3-4 Years Old	58	47	44
5-12 Years Old	182	83	131

Family Income Level

Children Ages 0-2 in Yolo County, by Income Level and City

	At or Below Federal Poverty Level	At or Below 85% State Median Income	Above 85% State Median Income
Davis	487	1,355	1,293
West Sacramento	322	896	853
Winters	60	168	157
Woodland	394	1,093	1,042
Rural Yolo	129	350	172
Yolo County	1,392	3,862	3,517

Family Income Level

Children Ages 3-4 in Yolo County, by Income Level and City

	At or Below Federal Poverty Level	At or Below 85% State Median Income	Above 85% State Median Income
Davis	267	1,063	884
West Sacramento	178	701	585
Winters	33	132	105
Woodland	216	856	714
Rural Yolo	65	232	121
Yolo County	759	2,984	2,409

Family Income Level

Children Ages 5-12 in Yolo County, by Income Level and City

	At or Below Federal Poverty Level	At or Below 85% State Median Income	Above 85% State Median Income
Davis	1,290	4,693	3,124
West Sacramento	852	3,098	2,061
Winters	158	585	396
Woodland	1,040	3,784	2,516
Rural Yolo	309	1,014	478
Yolo County	3,649	13,174	9,059



SUPPLEMENTAL DATA

Child Care Demand

Parents in Workforce

Number of Children With All Parents in the Workforce in Yolo County, by Age Group and City

	0-2 Years Old	3-4 Years Old	5-12 Years Old	Total
Davis	1,805	1,312	5,571	8,688
West Sacramento	1,192	866	3,677	5,735
Winters	222	161	697	1,080
Woodland	1,454	1,058	4,490	7,002
Rural Yolo	350	235	1,036	1,621
Yolo County	5,023	3,632	15,471	24,126

Parents in Workforce

Number of Children With All Parents in the Workforce Who are At or Below 85% State Median Income, by Age Group and City

	0-2 Years Old	3-4 Years Old	5-12 Years Old	Total
Davis	1,412	659	3,123	5,194
West Sacramento	931	435	2,061	3,427
Winters	181	85	393	659
Woodland	1,140	531	2,517	4,188
Rural Yolo	363	152	687	1,202
Yolo County	4,027	1,862	8,781	14,670

Requests for Child Care

Major Reasons that Families Request Child Care in Yolo County

	Percent
Employment	78%
Parents in school or training	17%
For CPS	7%

Requests for Child Care

Child Care Requests in Yolo County, by Age of Child Needing Care

	Percent
Under 2 Years Old	31%
2-5 Years Old	45%
6 Years and Older	23%

Requests for Child Care

*Child Care Requests in Yolo County,
by Age of Child Needing Care and Type of Care*

	In Need of Full-Time Care	In Need of Part-Time Care
Under 2 Years Old	94%	6%
2 Years Old	83%	17%
3 Years Old	97%	3%
4 Years Old	100%	0%
5 Years Old	92%	8%
Total Children Ages 0-5	93%	7%

A photograph of three young children sitting on the floor, looking at a book. The child in the center is holding the book open. The child on the left is looking down at their hands. The child on the right is looking at the book. The image has a warm, orange-red tint.

SUPPLEMENTAL DATA

Child Care Capacity

Licensed Child Care

Licensed Child Care Capacity in Yolo County, by Type of Care, Age Group, and City

	Child Care Centers			Family Child Care Homes		
	0-2 Years Old	3-4 Years Old	5-12 Years Old	0-2 Years Old	3-4 Years Old	5-12 Years Old
Davis	103	1,508	633	115	92	58
West Sacramento	63	623	401	363	288	185
Winters	24	222	45	26	22	13
Woodland	100	1,024	356	283	224	145
Rural Yolo	60	231	30	9	7	4
Yolo County	350	3,608	1,465	796	633	405

Licensed Child Care

Licensed Child Care Capacity for Children Ages 0-2 in Yolo County, by Type of Care, City, and Year

	Child Care Centers		Family Child Care Homes	
	2017	2020	2017	2020
Davis	109	103	189	115
West Sacramento	51	63	485	363
Winters	24	24	22	26
Woodland	118	100	344	283
Rural Yolo	60	60	33	9
Yolo County	362	350	1,073	796

Licensed Child Care

Licensed Child Care Capacity for Children Ages 3-4 in Yolo County, by Type of Care, City, and Year

	Child Care Centers		Family Child Care Homes	
	2017	2020	2017	2020
Davis	1,523	1,508	150	92
West Sacramento	526	623	385	288
Winters	174	222	18	22
Woodland	1,072	1,024	273	224
Rural Yolo	237	231	27	7
Yolo County	3,532	3,608	853	633

Licensed Child Care

*Licensed Child Care Capacity for Children Ages 5-12
in Yolo County, by Type of Care, City, and Year*

	Child Care Centers		Family Child Care Homes	
	2017	2020	2017	2020
Davis	754	633	97	58
West Sacramento	208	401	249	185
Winters	45	45	11	13
Woodland	365	356	176	145
Rural Yolo	30	30	17	4
Yolo County	1,402	1,465	550	405

Licensed-Exempt Child Care

Licensed-Exempt Capacity in Yolo County, by Age Group and City

	0-2 Years Old	3-4 Years Old	5-12 Years Old
Davis	15	11	47
West Sacramento	10	8	534
Winters	2	1	188
Woodland	13	9	873
Rural Yolo	3	2	149
Yolo County	43	31	1,791

Subsidized Child Care

*Children Served in Subsidized Child Care in Yolo County,
by Program Type and City*

	Davis	West Sac	Winters	Woodland	Rural Yolo	Yolo County
Full-Day Center	56	37	1	159	24	278
State Preschool	96	323	80	385	112	996
Migrant	1	2	8	14	55	80
Alternative Payment	15	25	8	67	19	134
CalWORKs Stage 1	40	131	6	78	9	264
CalWORKs Stage 2	22	68	4	98	28	214
CalWORKs Stage 3	13	81	1	88	13	197
HS/EHS	43	186	21	200	195	645
Other	787	69	7	318	28	1,209
Total	1,051	854	132	1,309	455	4,017



SUPPLEMENTAL DATA

Child Care Costs

Child Care Costs

Weekly Maximum Regional Market Rates for Child Care in Yolo County, by Type of Care and Age Group

	Child Care Centers			Family Child Care Homes		
	0-2 Years Old	3-4 Years Old	5-12 Years Old	0-2 Years Old	3-4 Years Old	5-12 Years Old
Full-time care	\$401	\$305	\$247	\$252	\$231	\$195
Part-time care	\$274	\$241	\$139	\$181	\$189	\$140