

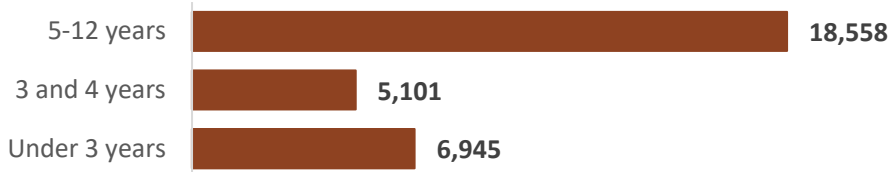


# Yolo County Local Child Care Planning Council 2023 Needs Assessment

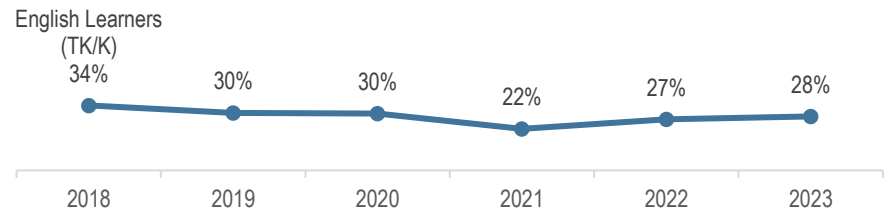
The Yolo County assessment of child care needs was last completed in 2023 and includes information on demographics and the economic and educational aspects of children living in the county. A child care provider survey was administered to help understand challenges in the field that might impact providers' ability to serve children, including the expansion of public-school transitional kindergarten programs statewide.

## Demographics

In 2020, over 30,000 children 12 years and under lived in Yolo County.



Both the number and proportion of English learners identified in kindergarten has decreased countywide since 2018.



The proportion of children living below the poverty line differed by school district attendance area.

2020 % Below Poverty Level	Davis	Esparto	Washington	Winters	Woodland
Under 5 years	9.6%	19.1%	13.6%	3.3%	14.8%
5-17 Years	8.2%	11.7%	24.8%	8.2%	12.7%
All	29.5%	11.2%	15.8%	10.5%	10.5%

## Students with Disabilities

Three of the California State Performance Plan (SPP) Indicators that measure implementation of the Individuals with Disabilities Education Act (IDEA) specifically measure performance of children with disabilities in preschool.

The entire region has struggled to meet state targets since the pandemic began.

Indicator	State Target 2020-21	Yolo County % 2020-21
6a. Receiving majority of services in regular programs	39.00%	21.05%
7a. Outcomes-SEL Functioning	76.00%	68.75%
7b. Outcomes-Knowledge/Skills	76.00%	69.00%
7c. Outcomes-Behaviors	76.00%	75.49%
12. Transition to School-Aged Special Education Programs	100.00%	56.00%

### Child Care Providers

The number of licensed child care providers has decreased countywide since 2014.

	2014	2021
Child Care Centers	86	77
Family Child Care Homes	223	178
<b>Total</b>	<b>309</b>	<b>255</b>

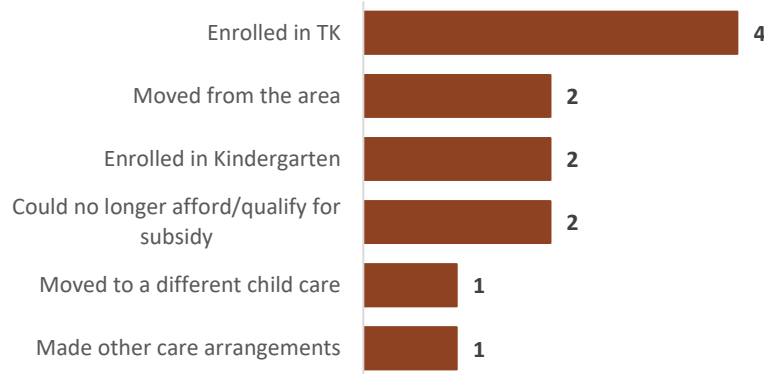
### Licensed child care spaces

	2014	2021	Seven-year change
<b>Child Care Center</b>			
0-23 months	295	346	+17%
2-5 years	3,280	3,056	-7%
6+ years	1,427	1,350	-5%
<b>Family Child Care Home</b>	2,376	1,952	-18%
<b>Total</b>	<b>7,378</b>	<b>6,704</b>	<b>-9%</b>

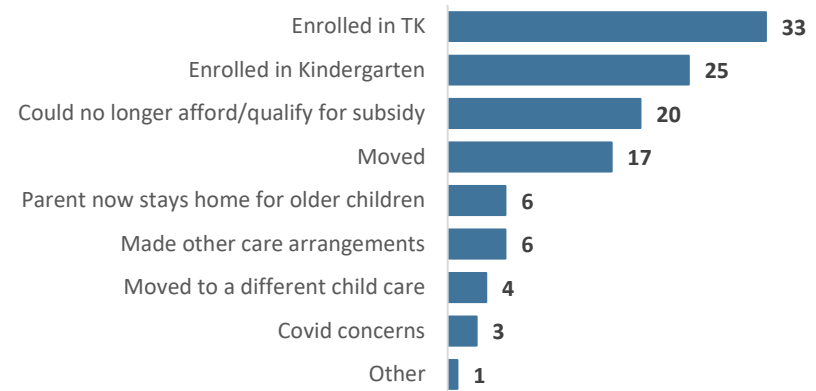
Survey respondents reported that transitional kindergarten has impacted both their enrollment and staffing.

What reason did families give for leaving over the past year?

#### Child Care Center (N = 5)



#### Family Child Care Home (N = 45)



Yolo County districts estimate a 360% increase in transitional kindergarten enrollments by 2025-26.

